

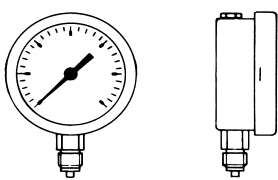
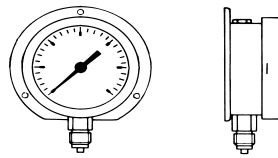
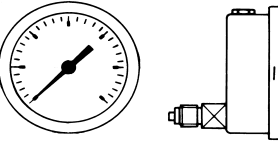
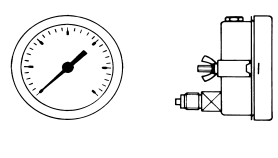
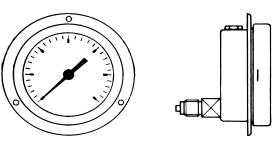
## PRESSURE GAUGES, ALL STAINLESS STEEL

### TYPE PBX, Economy Line-SI

#### STANDARD MODEL

<b>ELEMENT</b>	: bourdon tube of AISI316Ti (1.4571)
<b>SCALE</b>	: bar, kg/cm <sup>2</sup> , psi, kPa, standard EN range
<b>CONNECTION</b>	: AISI316Ti (1.4571), Ø63mm: ¼" BSP or ¼"NPT : AISI316Ti (1.4571), Ø100 and Ø160mm : ½" BSP or ½"NPT
<b>CASE</b>	: AISI 304 (1.4301), fillable
<b>BEZEL</b>	: bayonet lock ring polished
<b>WINDOW</b>	: laminated safety glass
<b>POINTER</b>	: standard pointer for Ø63mm : micro adjustable for Ø100 and Ø160mm



TYPE	MODEL	RANGE	CASE DIAMETER ( Ø in mm)		
			63	100	160
A		< 60 bar	PBX063XA-SI	PBX100XA-SI	PBX160XA-SI
		> = 60-600 bar	PBX063XA-SI	PBX100XA-SI	PBX160XA-SI
B		< 60 bar	PBX063XB-SI	PBX100XB-SI	PBX160XB-SI
		> = 60-600 bar	PBX063XB-SI	PBX100XB-SI	PBX160XB-SI
C		< 60 bar	PBX063XC-SI	PBX100XC-SI	PBX160XC-SI
		> = 60-600 bar	PBX063XC-SI	PBX100XC-SI	PBX160XC-SI
H		< 60 bar	PBX063XH-SI	PBX100XH-SI	PBX160XH-SI
		> = 60-600 bar	PBX063XH-SI	PBX100XH-SI	PBX160XH-SI
J		< 60 bar	PBX063XJ-SI	PBX100XJ-SI	PBX160XJ-SI
		> = 60-600 bar	PBX063XJ-SI	PBX100XJ-SI	PBX160XJ-SI

HIGHER RANGES	RANGE	CASE DIAMETER ( Ø in mm)		
		63	100	160
Additional to base price 60-600 bar	1000 bar			
Additional to base price 60-600 bar	1600 bar	N/A		