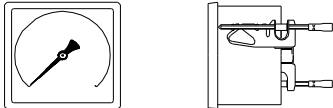

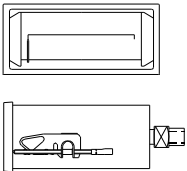


SQUARE AND RECTANGULAR PRESSURE GAUGES

TYPE PPB, with bourdon tube for panel mounting

CASE	: profile, glassfibre reinforced black Noryl IP-45	CONNECTION	: ¼"BSP or ¼"NPT female, AISI316Ti/1.4571
WETTED PARTS	: bourdon tube, see table	RANGE	: see table, higher pressure (max. 1000 bar) see page 42
WINDOW	: plexiglass	MOVEMENT	: see table
DIAL	: aluminium, black figures on white	ACCURACY	: see table
POINTER	: aluminium, black	OPTIONS	: see page 44-45, electrical contact, transmitters page 46-49

TYPE	MODEL	CASE DIMENSIONS (in mm)			
		72x72	96x96	144x144	192x192
S SQUARE	 <p>WETTED PARTS : RANGE : ACCURACY : MOVEMENT :</p>	PPB72x72XS	PPB96x96XS	PPB144x144XS	PPB192x192XS
		brass	brass	AISI316Ti/1.4571	AISI316Ti/1.4571
		0-1 upto 60 bar	0-1 upto 60 bar	0-0,6 upto 60 bar	0-0,6 upto 60 bar
		±1.6%F.S./cl. 1.6	±1.6%F.S./cl. 1.6	±1,0%F.S./cl. 1.0	±1.0%F.S./cl. 1.0
		brass	brass	AISI304/1.4301	AISI304/1.4301
TYPE	MODEL	72x144		96x192	
V VERTICAL	 <p>WETTED PARTS : RANGE : ACCURACY : MOVEMENT :</p>	PPB72x144XV		PPB96x192XV	
		AISI316Ti/1.4571		AISI316Ti/1.4571	
		0-0,6 upto 60 bar		0-0,6 upto 60 bar	
		±1.0%F.S./cl. 1.0		±1.0%F.S./cl. 1.0	
		AISI304/1.4301		AISI304/1.4301	
TYPE	MODEL	144x72		192x96	
H HORIZONTAL	 <p>WETTED PARTS : RANGE : ACCURACY : MOVEMENT :</p>	PPB144x72XH		PPB192x96XH	
		AISI316Ti/1.4571		AISI316Ti/1.4571	
		0-0,6 upto 60 bar		0-0,6 upto 60 bar	
		±1.0%F.S./cl. 1.0		±1.0%F.S./cl. 1.0	
		AISI304/1.4301		AISI304/1.4301	
OPTIONS		CASE DIMENSIONS (in mm)			
		72x72	96x96	144x144	192x192
CASE MATERIAL	AISI304/1.4301, only for 96x96mm	N.A.		N.A.	N.A.
WETTED PARTS	AISI316Ti/1.4571			standard	standard
PPB DUPLEX	DOUBLE MEASURING SYSTEM AISI316Ti/1.4571	N.A.			
		VERTICAL		HORIZONTAL	
	DOUBLE MEASURING SYSTEM AISI316Ti/1.4571				
		ALL DIMENSIONS			
ELECTRIC LIGHT INSIDE CASE	12Vdc or 24Vdc with connector				
NOTE:		LIQUID FILLING NOT POSSIBLE FOR TYPE PPB, ELECTRICAL DEVICE ONLY POSSIBLE WITH AISI316Ti/1.4571 WETTED PARTS			