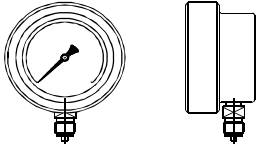
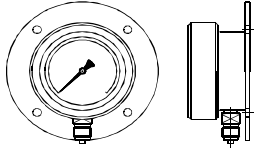
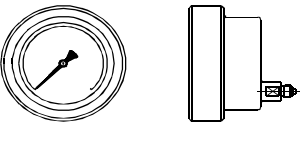
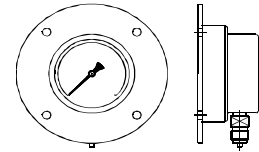
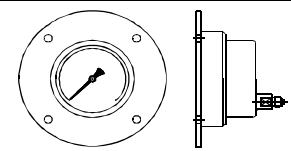


"SUB SEA" PRESSURE GAUGES, TYPE PBX-SS

TYPE PBX-SS, with pressure tight solid bar stock case

STANDARD MODEL

<p>CASE : screwed bezel, AISI316/1.4401, pressure tight for depths down to see below</p> <p>WETTED PARTS : bourdon tube + connection AISI316Ti/1.4571</p> <p>WINDOW : armoured glass 19mm thick</p> <p>DIAL : aluminium, black figures on white</p> <p>POINTER : aluminium, black</p> <p>CONNECTION : Ø63mm: ¼"BSP or ¼"NPT Ø100 and Ø160mm : ¼"BSP or ¼"NPT</p>	<p>RANGE : 0-6 upto 0-60 bar, acc. to EN 837-1 (see page 42) for higher ranges (max. 1600 bar): see page 28</p> <p>ACCURACY : case Ø 63 : ± 1.6% F.S. / class 1.6 case Ø100 and Ø160 : ± 1.0% F.S./class 1</p> <p>MOVEMENT : AISI304/1.4301</p> <p>APPLICATION : for operating at great depths of sea water and in hyperbaric conditions</p> <p>OPTIONS : see page 44-45</p>
--	---

TYPE	MODEL	CASE DIAMETER (Ø in mm)		
		63 (upto 1200m)	100 (upto 900 m)	160 (upto 450 m)
A		PBX-SS063XA	PBX-SS100XA	PBX-SS160XA
B		PBX-SS063XB	PBX-SS100XB	PBX-SS160XB
C		PBX-SS063XC	PBX-SS100XC	PBX-SS160XC
D		PBX-SS063XD	PBX-SS100XD	PBX-SS160XD
J		PBX-SS063XJ	PBX-SS100XJ	PBX-SS160XJ
OPTIONS		EXTRA COSTS		
Lx	GLYCERINE FILLED CASE:			
	SILICONE OIL FILLED CASE	PBX-SS063Lx	PBX-SS100Lx	PBX-SS160Lx